
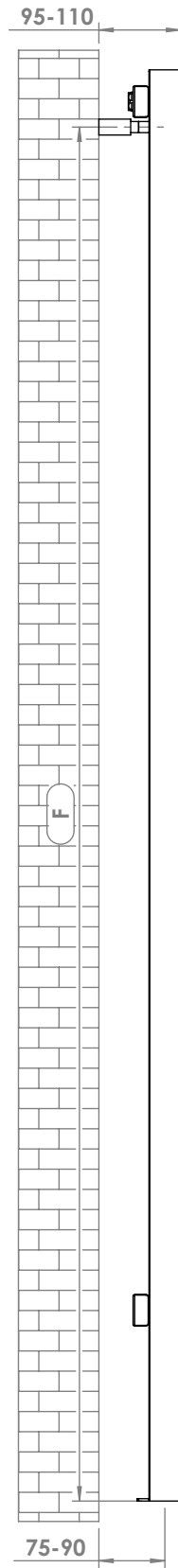



DALYA LT



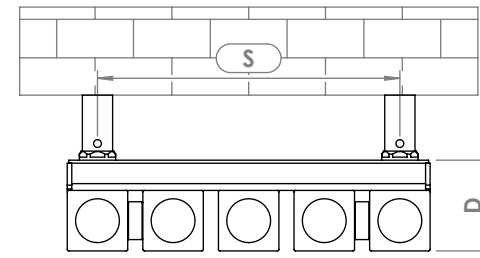
Front View



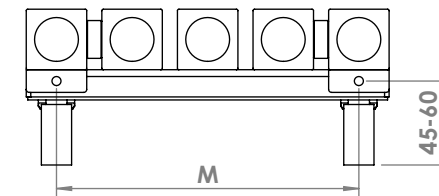
Side View




Back View



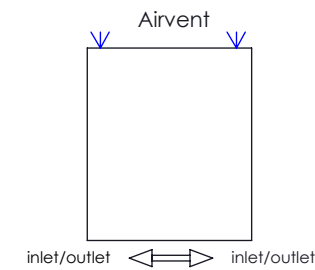
Top View



Bottom View









Plumbing Position:

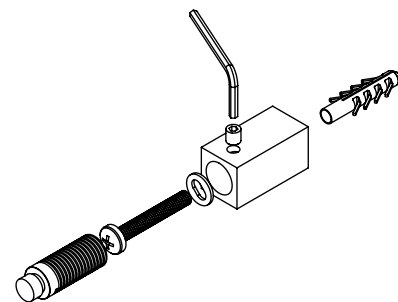


Vertical mount
 All Dimensions are in mm
 Max. Working Pressure: 10 Bar
 Max. Working Temperature: 95° C
 Inlet / Outlet : 1/2" BSP
 Fuel : E/H/D

Manufacturing Tolerance : - 5 mm

Installation Accessories:

-  x2  x4
-  x4  x2
-  x2  x1



PRODUCT CODE	Height	Length	Depth	Pipe Centres	Bracket Centres		
	H	L	D	C	F	S	M
	mm	mm	mm	mm	mm	mm	mm
DALLT7-150130	1500	340	60	150	1428	300	300
DALLT5-180160	1800	240	60	50	1728	200	200
DALLT6-180160	1800	290	60	100	1728	250	250
DALLT5-200180	2000	240	60	50	1928	200	200